

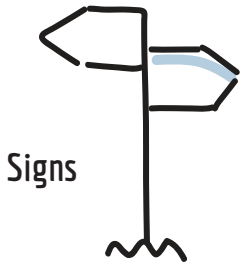






Pg. 78. Elements of visual facilitation.

Visual facilitation primarily consists of different images that we can use to simplify and emphasize information and to structure text, while creating meaning. We use simple images to make information visible and more playful, and to create meaning and connections.

We have already drawn several of them, but let's go through the main shapes now. Please draw them for yourself.

Now also use colors. See how I have done it.



Arrows and roads

